









HOLLIN PRIMARY SCHOOL  
WRITING STANDARDS



	Purpose	Organisation	Grammar	Word	Handwriting
STANDARD 3	<p>P7 I can include details to add an element of humour, surprise or suspense. (X X X)  <i>Jenny flew down the stairs excitedly, missing every single step and landing with a happy bump;</i>  <i>Behind the door, I saw the figure emerge. I couldn't believe who it was. No. Not him.</i></p>  <p>In narrative writing, I can create setting (X X X)</p> <p>In narrative writing, I can create character (X X X)</p>	<p>O13 I can vary my sentence structure by using different openers. (X X X)</p>  <p>O12 I am beginning to group similar information together in paragraphs in non-fiction writing. (X X X)</p> <p>O12 I am beginning to group similar information together in paragraphs in fiction writing. (X X X)</p>  <p>O11 I can use headings and sub-headings. (X X X)</p>	<p>I can sometimes write in Standard English forms for verb inflections. (X X X)</p> <p>G21 I can write in complex sentences to clarify relationships in time and place. (X X X)  <i>Meanwhile, during, while, until and following.</i></p> <p>G20 I can use a wider range of conjunctions. (X X X)  <i>When, then, if, yet, because, although, while, so and however.</i></p> <p>G19 I can confidently write in the 1<sup>st</sup>, 2<sup>nd</sup> and 3<sup>rd</sup> person. (X X X)</p> <p>G18 I am starting to punctuate direct speech. (X X X)  <i>"What time is it?" asked James.</i></p> <p>G17 I can use fronted adverbials (X X X)  <i>Before, after, during, in, because of.</i></p> <p>G16 I can use <i>a</i> and <i>an</i> correctly. (X X X)  <i>a rock, an open box</i></p> <p>G15 I can proof-read to check for errors in spelling, grammar and punctuation. (X X X)</p>	<p>W12 I can sometimes use interesting and appropriate vocabulary: adjectives (X X X) adverbs (X X X) powerful verbs (X X X)</p>  <p>W11 I can modify nouns by one or more precise adjectives. (X X X)  <i>A loud, wailing sound.</i></p>	<p>I can use some diagonal and horizontal strokes to join letters (X X X)</p>  <p>I can use writing guidelines to help me achieve consistent size and orientation of letters. (X X X)</p> 

Highlight when achieved

Autumn = Orange

Spring = Green

Summer = Yellow